


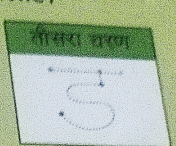
दिए गए अक्षर को संकेत और रंग अनुसार पेन्सिल से मिलाएं।



लाल बिन्दु से नीले बिन्दु तक



नीले बिन्दु से हरे बिन्दु तक



गुलाबी बिन्दु से पीले बिन्दु तक

बिन्दु मिलाकर 'ड' अक्षर को बनाइए।




Handwriting practice section with five rows of horizontal lines. Each row contains several dotted Hindi letter 'ड' characters for tracing. The first row has 7 characters, the second has 3, the third has 5, the fourth has 3, and the fifth has 5.

दिनांक:

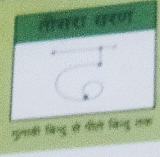
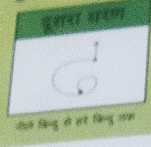

टिप्पणी: 😊 😐 😞

हस्ताक्षर: _____

सुलेख






विद्युत गद्य अक्षर को संकेत और रंग अनुसार पेन्सिल से मिलाएं।




बिन्दु मिलाकर 'ड' अक्षर को बनाइए।

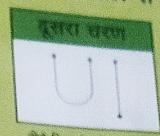
Handwriting practice section with five rows of four-line guides. Each row contains several instances of the Hindi letter 'ड' for tracing and copying.



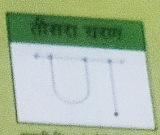
दिए गए अक्षर को संकेत और रंग अनुसार पेन्सिल से मिलाएं।



साल बिन्दु से नीचे बिन्दु तक



नीचे बिन्दु से हरे बिन्दु तक



दुसरी बिन्दु से नीचे बिन्दु तक

बिन्दु मिलाकर 'ण' अक्षर को बनाइए।

Handwriting practice section with five rows of lines. Each row contains several instances of the Hindi letter 'ण' for tracing. The first row shows solid letters, while subsequent rows show dotted letters for tracing.

दिनांक:

टिप्पणी: 😊 😐 😞

हस्ताक्षर: _____